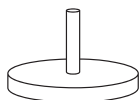


Bases

Concrete round



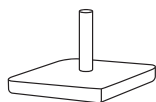
Details	Parasol size	Parasol model	Weight kg	Sleeve Ø mm	Dimensions Ø × H	Item no.	Price				
Concrete base dyed through grey and sanded with screw-on stainless steel sleeve	Ø 210	KLASSIKER	35	40	50 × 8	BP140035					
	Ø 240	PAGODA									
	Ø 250	KLASSIKER									
	150 × 200	KLASSIKER									
	190 × 190	KLASSIKER									
	210 × 210	KLASSIKER									
	Ø 270	ALU	55	40	60 × 8	BP140055					
	Ø 300	PAGODA									
	Ø 335	BASIC	55	50	60 × 8	BP150055					
	Ø 250	TEAK	55	54	60 × 8	BP156055					
	Ø 300	KLASSIKER									
		TEAK									
		TREND									
	Ø 350	KLASSIKER									
		TEAK									
		TREND									
	220 × 300	KLASSIKER									
	250 × 250	KLASSIKER									
		TEAK									
		TREND									
	Ø 350	ALU	55	62	60 × 8	BP162055					
	Ø 400	TREND	75*	54	70 × 8	BP156075					
	260 × 350	KLASSIKER									
	300 × 300	KLASSIKER									
		TEAK									
		TREND									
	350 × 350	TREND									
Ø 400	ALU	75*	62	70 × 8	BP162075						
300 × 300	ALU										
Ø 400	KLASSIKER	75*	64	70 × 8	BP164075						
	TEAK										
Ø 450	KLASSIKER										
	TEAK										
300 × 400	KLASSIKER										
350 × 350	KLASSIKER										
	TEAK										
Ø 500	KLASSIKER						120*	64	90 × 8	BP164120	
400 × 400	KLASSIKER										

*with removable carry handles

Note The base weight provided for each parasol is intended as a recommendation. When using a parasol with a tilt mechanism and/or in wind-exposed locations, we recommend choosing a base one size bigger.

Bases

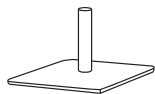
Concrete square



Details	Parasol size	Parasol model	Weight kg	Sleeve Ø mm	Dimensions W × D × H	Item no.	Price					
Concrete base dyed through dark grey, smooth with feet and screw-on stainless steel sleeve	Ø 210	KLASSIKER	35	40	50 × 50 × 6	BP240035						
	Ø 240	PAGODA										
	Ø 250	KLASSIKER										
	150 × 200	KLASSIKER										
	190 × 190	KLASSIKER										
	210 × 210	KLASSIKER										
	Ø 270	ALU	55	40	60 × 60 × 7	BP240055						
	Ø 300	PAGODA										
	Ø 335	BASIC	55	50	60 × 60 × 7	BP250055						
	Ø 250	TEAK										
	Ø 300	KLASSIKER										
		TEAK										
		TREND										
	Ø 350	KLASSIKER										
		TEAK										
		TREND										
	220 × 300	KLASSIKER										
		250 × 250						KLASSIKER				
								TEAK				
	TREND											
	Ø 350	ALU						55	62	60 × 60 × 7	BP262055	
	Ø 400	TREND										
260 × 350	KLASSIKER											
	300 × 300	KLASSIKER										
		TEAK										
TREND												
350 × 350	TREND											
	Ø 400	ALU	75	62	70 × 70 × 7	BP262075						
	300 × 300	ALU										
Ø 400	KLASSIKER											
	TEAK											
	Ø 450	KLASSIKER	75	64	70 × 70 × 7	BP264075						
TEAK												
300 × 400		KLASSIKER										
	350 × 350	KLASSIKER										
		TEAK										
Set of 2 pivoting castors and 2 pivoting/lockable castors; stainless steel, 7 cm height; suitable for all square bases												BP900006

Bases

Steel square



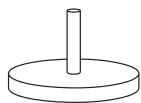
Details	Parasol size	Parasol model	Weight kg	Sleeve Ø mm	Dimensions W × D × H	Item no.	Price
Steel base, powder-coated grey aluminium with screw-on stainless steel sleeve	Ø 210	KLASSIKER	35	40	65 × 65 × 1	BP440035	
	Ø 240	PAGODA					
	Ø 250	KLASSIKER					
	150 × 200	KLASSIKER					
	190 × 190	KLASSIKER					
	210 × 210	KLASSIKER					
	Ø 270	ALU	55	40	75 × 75 × 1	BP440055	
	Ø 300	PAGODA					
	Ø 335	BASIC					
	Ø 250	TEAK	55	54	75 × 75 × 1	BP456055	
	Ø 300	KLASSIKER					
		TEAK					
		TREND					
	Ø 350	KLASSIKER					
		TEAK					
		TREND					
	220 × 300	KLASSIKER					
	250 × 250	KLASSIKER					
		TEAK					
		TREND					
	Ø 350	ALU					
	Ø 400	TREND	70	54	85 × 85 × 1	BP456070	
	260 × 350	KLASSIKER					
	300 × 300	KLASSIKER					
		TEAK					
		TREND					
	350 × 350	TREND					
	Ø 400	ALU	70	62	85 × 85 × 1	BP462070	
300 × 300	ALU						
Set of 2 fixed castors and 2 pivoting/lockable castors; stainless steel, 7 cm height; suitable for all steel bases	Ø 400	KLASSIKER	70	64	85 × 85 × 1	BP464070	
		TEAK					
	Ø 450	KLASSIKER					
		TEAK					
	300 × 400	KLASSIKER					
	350 × 350	KLASSIKER					
		TEAK					
Set of 4 pivoting/lockable castors; stainless steel, 7 cm height; suitable for all steel bases					BP900002		
					BP900003		

Note The base weight provided for each parasol is intended as a recommendation.

When using a parasol with a tilt mechanism and/or in wind-exposed locations, we recommend choosing a base one size bigger.

Bases

Granite round



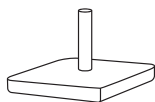
Details	Parasol size	Parasol model	Weight kg	Sleeve Ø mm	Dimensions Ø × H	Item no.	Price
Granite base grey/white, flame-finished with screw-on stainless steel sleeve	Ø 210	KLASSIKER	35	40	50 × 7	BP340035	
	Ø 240	PAGODA					
	Ø 250	KLASSIKER					
	150 × 200	KLASSIKER					
	190 × 190	KLASSIKER					
	210 × 210	KLASSIKER					
	Ø 270	ALU	55	40	60 × 7	BP340055	
	Ø 300	PAGODA					
	Ø 335	BASIC	55	50	60 × 7	BP350055	
	Ø 250	TEAK	55	54	60 × 7	BP356055	
	Ø 300	KLASSIKER					
		TEAK					
		TREND					
	Ø 350	KLASSIKER					
		TEAK					
		TREND					
	220 × 300	KLASSIKER					
		KLASSIKER					
		TEAK					
	250 × 250	KLASSIKER					
		TEAK					
		TREND					
	Ø 350	ALU	55	62	60 × 7	BP362055	
Ø 400	TREND	75	54	70 × 7	BP356075		
260 × 350	KLASSIKER						
	KLASSIKER						
	TEAK						
300 × 300	TREND						
	TREND						
350 × 350	TREND						
Ø 400	ALU	75	62	70 × 7	BP362075		
300 × 300	ALU						
Ø 400	KLASSIKER	75	64	70 × 7	BP364075		
	TEAK						
Ø 450	KLASSIKER						
	TEAK						
300 × 400	KLASSIKER						
350 × 350	KLASSIKER						
	TEAK						

Bases Cantilever



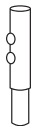
Details	Parasol size	Parasol model	Weight kg	Dimensions W × D × H	Item no.	Price
Granite base grey/white, flame-finished	Ø 350	CANTILEVER grey	125	85 × 85 × 9	BPFSS0125	
	300 × 300					
Stainless steel mobile stands 4 pivoting castors, 2 of which are lockable	Ø 350	CANTILEVER grey	8	87 × 87 × 10	BPFSS0127	
	300 × 300					
Granite base grey/white, flame-finished, with screw-on stainless steel sleeve 4 pivoting castors, 2 of which are lockable	Ø 350	CANTILEVER grey	133	87 × 87 × 16	BPFSS0128	
	300 × 300					
Granite base dark grey, satin finish, fine-brushed	300 × 300	CANTILEVER black	125	85 × 85 × 9	BPFSS0125	
Stainless steel mobile stands powder-coated black, 4 pivoting castors, 2 of which are lockable	300 × 300	CANTILEVER black	8	87 × 87 × 10	BPFSS0127	
Granite base dark grey satin finish with powder-coated stainless steel mobile stands black; 4 pivoting castors, 2 of which are lockable	300 × 300	CANTILEVER black	133	87 × 87 × 16	BPFSS0128	
Granite base grey/white, flame-finished 2-part, divided upper base	400 × 400	CANTILEVER grey	240	85 × 85 × 15	BPFSS0240	
Covering for granite base, 2-part, aluminium, grey aluminium	400 × 400	CANTILEVER grey	6	85 × 85 × 12	BPFSS0164	

Base Telescopic parasol



Details	Parasol size	Parasol model	Weight kg	Dimensions W × D × H	Item no.	Price
Hot-dip galvanised steel frame with sleeve and square concrete slab (4-piece set)	Ø 500	TELESCOPIC	146	107 × 110 × 10	BPAT6200	
	400 × 400					

Ground sleeves



Details	Parasol size	Parasol model	Sleeve Ø mm	Item no.	Price	
Stainless-steel ground sleeve for embedding in concrete (2-piece) incl. anti-theft device	Ø 210	KLASSIKER	40	DH380000		
	Ø 240	PAGODA				
	Ø 250	KLASSIKER				
	Ø 270	ALU				
	Ø 300	PAGODA				
	150 × 200	KLASSIKER				
	190 × 190	KLASSIKER				
	210 × 210	KLASSIKER				
	Ø 335	BASIC	50	DH480000		
	Ø 250	TEAK	54	DH530000		
		KLASSIKER				
		Ø 300				TEAK
						TREND
						KLASSIKER
		Ø 350				TEAK
						TREND
						Ø 400
		220 × 300				KLASSIKER
		250 × 250				KLASSIKER
						TEAK
						TREND
		260 × 350				KLASSIKER
		300 × 300				KLASSIKER
						TEAK
	TREND					
	350 × 350	TREND				
	Ø 350	ALU	62	DH600000		
	Ø 400					
	300 × 300					
Ø 400	KLASSIKER	64	DH630000			
Ø 400	TEAK					
Ø 450	KLASSIKER					
Ø 450	TEAK					
Ø 500	KLASSIKER					
300 × 400	KLASSIKER					
350 × 350	KLASSIKER					
350 × 350	TEAK					
400 × 400	KLASSIKER					
Ø 350	CANTILEVER grey				-	
300 × 300						
300 × 300		CANTILEVER black				
400 × 400	CANTILEVER grey					
Ø 500	TELESCOPIC		DHAT2000			
400 × 400						